














Version 1 – School age (5 to 10 years)

Name.....Patient A..... D.O.B...(Age 7)..... NHS Number..... **Red flag checklist completed Y/N**

Parent's concerns **Y/N**
 ...Developmental delay.....

Child/Young Person's concerns **Y/N**
 ...Pain when walking.....

Answer the following screening questions and then complete the assessment. **Record any concerns as an X in the appropriate boxes, or a ✓ if no concerns**, with comments/observations as appropriate. **Score ALL coloured boxes that apply, then add the colour totals to the summary boxes at the end of the assessment**














		Difficulty/Restriction due to reduced ROM, contracture, swelling or pain	Difficulty/abnormality due to weakness/asymmetry/poor quality of movement	Difficulty due to understanding/clumsiness/motor planning	Difficulty due to other observations e.g. hypermobility
 Observation: Take T shirt off Look for any difficulties	 ✓	  Example X ↓ ROM at shoulders			
Observation: Standing posture Swelling, alignment, rash, deformity		 			

The following questions can be answered by the child or young person, or by a parent or guardian on behalf of the child.

	No concerns ✓	Comments
Do you (or does your child) have any pain or stiffness in their joints, muscles or back, that is impacting on your (their) daily life? If yes, does the pain change over the course of the day?	✓	
Do you (or does your child) have any difficulty getting yourself (him/herself) dressed without any help?	✓	
Do you (or does your child) have any difficulty walking from one place to another (for example walking to school)?	✓	
Do you have (or have you ever had) any concerns about your child's development (either gaining new skills or losing established skills)?		X Late in achieving milestones
When you think back, are there any skills that you have tried to learn (or teach your child to do) that have taken longer than you think it should have (for example tying shoe laces, riding a bike, playing a ball game)?		X Still has stabilisers on bike
With regards to everyday activities such as running and jumping, can you (or can your child) keep up with other children of a similar age?		X Can't keep up with peers
Would you ever describe yourself (or your child) as being 'accident prone' or more likely to have trips and falls?	✓	


































































Version 1 – School age (5 to 10 years)

Name.....Patient A..... D.O.B...(Age 7)..... NHS Number..... Red flag checklist completed Y/N

	✓	Difficulty/Restriction due to reduced ROM, contracture, swelling or pain	Difficulty due to weakness/asymmetry/poor quality of movement	Difficulty due to understanding/clumsiness/motor planning	Difficulty due to other observations e.g. hypermobility
Observation: Take T shirt off Look for any difficulties 	✓				
Observation: Standing posture Swelling, alignment, rash, deformity 			X Flat feet, large calves?		
Walk, walk on heels then tiptoes Look at ability and foot posture, mirroring of ULs 			X - Difficult to walk on heels due to weakness		
Hold hands out straight Elbow, wrist, finger extension 	✓				
Make a fist Supination, flexion of fingers 	✓				
Pinch index finger and thumb Look at finger joints, functional grip 	✓				
Squeeze MCP joints Assess for tenderness 	✓				
Hands – Palm to palm/back to back Wrist flexion and extension 	✓				
Reach arms up, touch the sky, head back Elbow, wrist, neck extension 	✓				
Hands behind neck Shoulder abduction, external rotation 	✓				
Touch ear to shoulder Cervical spine side flexion 	✓				
Three fingers (own) in mouth Temporomandibular joints 	✓				
Feel for effusion in knees Patella tap, cross fluctuation 	✓				

Version 1 – School age (5 to 10 years)

Name.....Patient A..... D.O.B...(Age 7)..... NHS Number..... Red flag checklist completed Y/N

	✓	Difficulty/Restriction due to reduced ROM, contracture, swelling or pain	Difficulty/abnormality due to weakness/asymmetry/poor quality of movement	Difficulty due to understanding/clumsiness/motor planning	Difficulty due to other observations e.g .hypermobility
Active movement of knees Knee flexion/extension 	✓				
Leg length discrepancy (1cm or more) Eyeball or can measure 	✓				
Passive movement of hips Hip flexion/internal and external rotation 	✓				
Lower limb reflexes Patella, ankle, Babinski 	✓				
Bend forwards and touch toes Forward flexion of spine 	✓				
Head raise in supine Chin towards chest in midline 			 <i>X side flexed</i>		
Rise from the floor (from supine) in less than 3 seconds Look for Gowers', quality of movement, use of furniture 			 <i>X Slower</i>		
Functional squat to floor and rise (to retrieve toy) 			 <i>X Difficult</i>		
Standing on one leg right and left eyes open <i>age 5-6 up to 10 seconds</i> <i>age 7-10 > than 10 seconds</i> 			 X		
Stand on one leg R and L eyes closed (aged 7-10 only) 			 X		
Hopping <i>age 5-6 up to 5 hops</i> <i>age 7-10 > 5 hops</i> 			 <i>X unable</i>		
Jump 2 feet together <i>Age 5-6 3 times</i> <i>age 7-10 (3 forward, 2 back, 1 left)</i> 	✓				
Ball skills -throw and catch small ball <i>Age 5-6 2 times (both hands)</i> <i>Age 7-10 5 times (dominant hand)</i> 			 X		

Version 1 – School age (5 to 10 years)

Name.....Patient A..... D.O.B...(Age 7)..... NHS Number..... Red flag checklist completed Y/N

Screening questions	Comments
Do you (or does your child) have any pain or stiffness in their joints, muscles or back, that is impacting on your (their) daily life? If yes, does the pain change over the course of the day?	
Do you (or does your child) have any difficulty getting yourself (him/herself) dressed without any help?	
Do you (or does your child) have any difficulty walking from one place to another (for example walking to school)?	
Do you have (or have you ever had) any concerns about your child's development (either gaining new skills or losing established skills)?	<i>Late in achieving milestones</i>
When you think back, are there any skills that you have tried to learn (or teach your child to do) that have taken longer than you think it should have (for example tying shoe laces, riding a bike, playing a ball game)?	<i>Still has stabilisers on bike</i>
With regards to everyday activities such as running and jumping, can you (or can your child) keep up with other children of a similar age?	<i>Can't keep up with peers</i>
Would you ever describe yourself (or your child) as being 'accident prone' or more likely to have trips and falls?	

+

Observations and Examination			
	Observations/Appearance (✓ if no concerns), X if concerns	Clinical findings	Comments
Posture	X	<i>Flat feet, large calves</i>	
Gait	X	<i>Unable to walk on heels</i>	
Arms	✓		
Legs	✓		
Spine	✓		
Plus (Function, skill, movement)	X	<i>Unable to stand on one leg or hop Difficulty with head raise and squat Slow to get up from floor</i>	<i>Weakness in skills against gravity</i>

Name.....Patient A..... D.O.B...(Age 7)..... NHS Number..... Red flag checklist completed Y/N

<p>Mostly yellows – could indicate an inflammatory disorder such as Juvenile Idiopathic Arthritis</p> <p>Further examination of swelling or signs of inflammation in joints</p>	<p>Score 0</p>
--	--------------------

+

Additional Tools
Recognition from visual appendices (swollen joints, fixed deformities, compare to MPS)
paediatric musculoskeletal matters pREMS assessment
Consider hypermobility BSR Guidance / RCPCH Position Statement

=

Refer to Paediatric Rheumatology Service

<p>Mostly oranges – could indicate a Lysosomal storage disorders such as Mucopolysaccharidoses</p> <p>Stiffness or contracture of upper limb joints, in the absence of swelling can be a sign of a lysosomal storage disorder, such as the mucopolysaccharidoses</p>	<p>Score 0</p>
---	--------------------

+

Additional Tools
Recognition from visual appendices (restriction of UL joints in the absence of swelling, gibbus deformity, compare to JIA)
Resources from MPS Society MPS Society Resources
paediatric musculoskeletal matters pREMS assessment
Consider hypermobility BSR Guidance / RCPCH Position Statement

=

Refer to Specialist Genetic Centre

<p>Mostly blues – could indicate a neuromuscular disorder such as Duchenne muscular dystrophy</p> <p>Assess for functional muscle weakness and delay/regression in motor milestones</p>	<p>Score 9</p>
--	--------------------

+

Additional Tools
Recognition from visual appendices (calf hypertrophy, Gowers' sign, scapular winging)
Think MUSCLE
Fox et al, BMJ, 2020;368:l7012
Treat -NMD Neuromuscular network treat-nmd.org

=

Refer to Specialist Genetic Centre

Version 1 – School age (5 to 10 years)

Name.....Patient A..... D.O.B...(Age 7)..... NHS Number..... Red flag checklist completed Y/N

Mostly purples – could indicate an underlying neurological disorder or an orthopaedic condition

Further assessment of asymmetry of limbs and spine, muscle tone, muscle bulk, range of movement.

Score
8

+

Additional Tools

Further assessment of muscle tone

[paediatric musculoskeletal matters pREMS assessment](#)

[Hip rotational profiles](#) Staheli et al 1985

=

Refer to General/Community Paediatrician or Orthopaedic Surgeon

Mostly greens – issues with motor planning and gross/fine motor skills

This may warrant further assessment by Paediatric Physiotherapy and/or Occupational Therapy, or a general paediatrician

Score
0

+

Additional Tools

[Screening activities and gross motor chart](#) Missiuna et al, 2006

[CanChild resources for professionals](#) CanChild.ca

[DCDQ-07 Questionnaire](#) Wilson and Crawford, Physical and Occupational Therapy in Pediatrics, 2012

Consider hypermobility [BSR Guidance/RCPCH Position Statement](#)

=

Refer to local Physiotherapy/Occupational Therapy Service or Paediatrician

Mostly pinks – issues with pain, balance and motor skills may indicate hypermobility

If no evidence of serious pathology, offer advice, education and reassurance

Score
0

+

Additional Tools

[paediatric musculoskeletal matters pREMS assessment](#)

Consider hypermobility [BSR Guidance/RCPCH Position Statement](#)

=

Reassurance, education and advice, onward referral if necessary